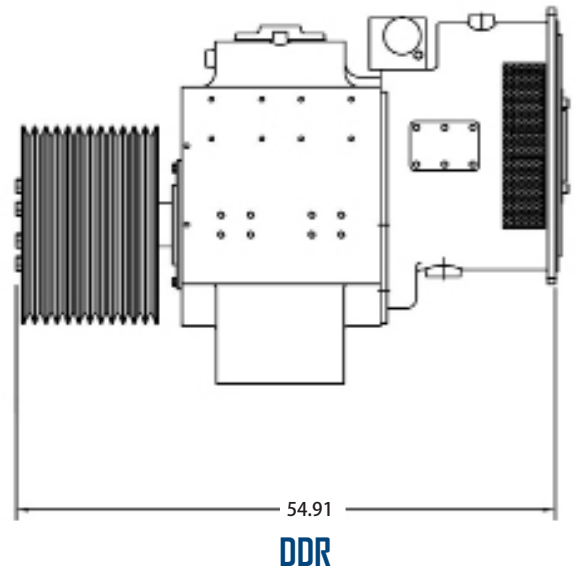
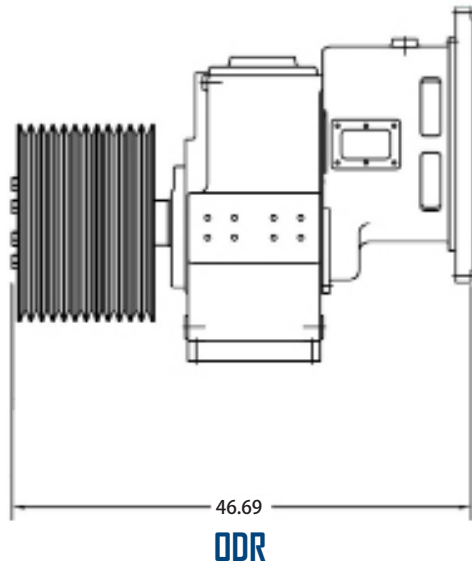
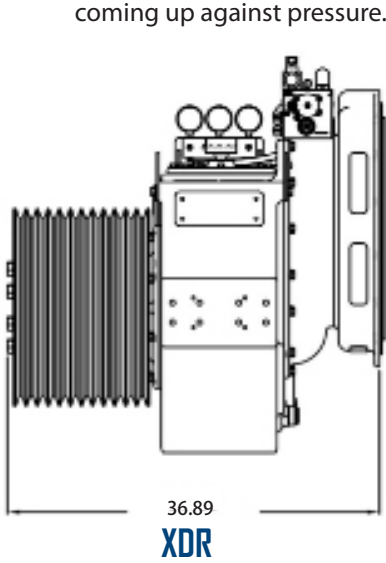



MUD PUMP REDUCER - XDR

Features and Options

- Reduced overall length
- Improved manifold design
 - More cooling options
 - Easier maintenance
- 1,710 lb dry weight
- Standard sheave
- Low viscous drag clutch
- Soft start clutch engagement
- Self contained oil reservoir
- Side load capacity for belt drive
- Uses engine oil for lubrication

*The soft start clutch engagement allows the engine to accelerate the inertia of the pump and prevents the engine from stalling when coming up against pressure.



GEAR REDUCER - XDR SERIES

Model	HP	RPM	SAE No.	Ratio
0850B - XDR	760 - 850	1,800 - 2,100	1, 0	2:1
1005B - XDR	851 - 1,005	1,800 - 2,100	1, 0	2:1
1150B - XDR	1,006 - 1,150	1,800 - 2,100	0	2:1
1300B - XDR	1,151 - 1,300	1,800 - 2,100	0, 00	2:1



PACIFIC RIM ENGINEERED PRODUCTS